

LENS INDUSTRY MEASUREMENTS

INTRODUCTION TO PRECISION MEASURING INSTRUMENT SOLUTIONS

GENERAL



Solutions for Lens Industry Measurements

Mitutoyo offers solutions for measuring a wide variety of lenses, from research and development, to pre- and mass production.



In-vehicle Camera



Security Camera



Smart Phone Camera

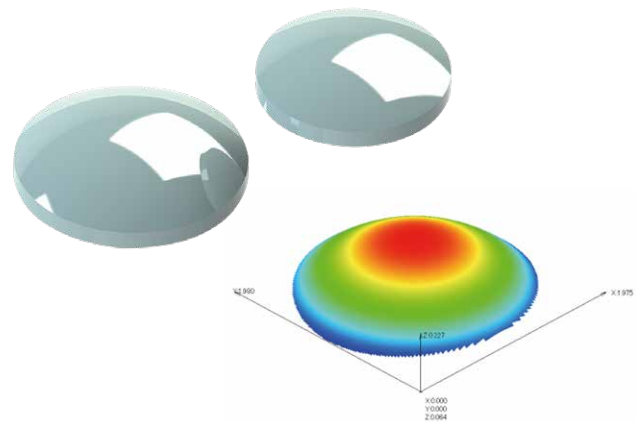



Drone Camera



Action Camera

Aspheric Lens



Non-contact 3D Measuring System: HQV-WLI

Allows non-contact 3D & 2D surface roughness evaluation of a lens surface. Additionally, being provided with the functions of a vision measuring machine, geometrical tolerance evaluations such as diameter and flatness can be made. (Dual-role system)

Surface Roughness and Contour Measuring System: CS-H5000CNC

Allows nano-level PV value evaluation of an aspheric lens' contour. This instrument can also evaluate in 3D. Additionally, since lens alignment is performed mechanically instead of correction by software, this allows correct alignment measurement on the lens' optical axis. The installed dimensional analysis function can also measure the values of distance, angle, and step.



High-accuracy Digital Length Measuring Machine: VL-50

Allows desktop measurement of a lens' thickness. This machine enables measurement of an easily-deformed, thin-walled lens with a low measuring force of 0.01 N (minimum).

Support Development and Production of Lenses

Lens Mold (Cavity)




Ultra-high Accuracy CNC CMM: LEGEX

The accuracy of a mold cavity will affect the deviation from the optical axis on both sides of a lens. Therefore, a mold cavity needs high machining accuracy.

This CMM can evaluate coordinates, positional deviation, diameter, circularity, etc., with an accuracy of 0.28 μm .

Lens Mold (Core)



CNC Roundness/Cylindricity Measuring System: RA-H5200

The coaxiality of a mold core will affect the deviation from the optical axis on both sides of a lens. Therefore, this mold needs a high machining accuracy. This system can evaluate circularity, cylindricity, and coaxiality with a rotational accuracy of 20 nm.

Lens Barrel



Minute Form Measuring System: UMAP

This measuring system is a contact type using a high aspect-ratio minute probe stylus (e.g.: $\phi 70 \mu\text{m}$, 5 mm) that enables high-accuracy evaluation of the diameter, circularity, and coaxiality of a lens barrel. An ultra-low measuring force (1 μN minimum) eliminates the concern about possible workpiece deformation and allows measurement without the use of fixtures.

Electrode



Ultra-high Accuracy Vision Measuring System: ULTRA QV

The electrode used in the electrical discharge machining process of a lens molding die needs high machining accuracy with respect to its position and form. This measuring system can evaluate the coordinates and form of a lens electrode with an accuracy of 0.25 μm .








CMM with External Setup System: STRATO-Apex

The use of this CMM allows external setup for measurement of alignment error between an electrical discharge machining electrode for forming a plastic lens mold and a workpiece, thereby improving productivity thanks to an increase in machine operating time.

And when combined with a robot or stocker, an automated system can be easily established.

Precision Measurement Instruments That Support Development and Production of New Lenses

The following introduces Mitutoyo's precision measurement instruments suitable for various applications.

| Workpiece | Aspheric lens | Lens barrel | Lens mold (cavity) | Lens mold (core) | Electrode (for electrical discharge machining) |
|--|--|--|---|---|---|
| Measuring machine |  |  |  |  |  |
| Surface Roughness and Contour Measuring System CS-H5000CNC | <ul style="list-style-type: none"> ✓ Aspheric contour ✓ SAG ✓ Fit distance ✓ Fit angle | | | <ul style="list-style-type: none"> ✓ Aspheric contour ✓ SAG ✓ Fit distance ✓ Fit angle | |
| Micro Form Measuring System UMAP | <ul style="list-style-type: none"> ✓ Optical axis eccentricity | <ul style="list-style-type: none"> ✓ Diameter ✓ Concentricity ✓ Parallelism | | | |
| CNC Vision Measuring System QUICK VISION | <ul style="list-style-type: none"> ✓ Diameter | | | | <ul style="list-style-type: none"> ✓ External setup |
| Non-contact 3D Measuring System HQV-WLI | <ul style="list-style-type: none"> ✓ 3D surface roughness | <ul style="list-style-type: none"> ✓ 3D surface roughness | | <ul style="list-style-type: none"> ✓ 3D surface roughness | |
| High-accuracy Digital Measuring Machine VL-50 | <ul style="list-style-type: none"> ✓ Thickness | | | | |
| Vision Measuring Machine with Micro-Form Scanning Probe MiSCAN Vision System | | <ul style="list-style-type: none"> ✓ Diameter ✓ Circularity ✓ Coaxiality ✓ Parallelism | | <ul style="list-style-type: none"> ✓ Optical axis inclination | |
| Ultra-high Accuracy CNC CMM LEGEX | | | <ul style="list-style-type: none"> ✓ Coordinates ✓ True position ✓ Diameter ✓ Circularity ✓ Cylindricity | <ul style="list-style-type: none"> ✓ Diameter ✓ Circularity ✓ Cylindricity ✓ Coaxiality | |
| CNC Roundness/Cylindricity Measuring System RA-H5200CNC | | | <ul style="list-style-type: none"> ✓ Circularity ✓ Squareness ✓ Coaxiality ✓ Cylindricity | <ul style="list-style-type: none"> ✓ Circularity ✓ Cylindricity ✓ Coaxiality | |
| Ultra-high Accuracy CNC Vision Measuring System ULTRA QV | | | | | <ul style="list-style-type: none"> ✓ Coordinates ✓ True profile |
| CMM with External Setup System STRATO-Apex | | | | | <ul style="list-style-type: none"> ✓ External setup |
| Outside diameter Laser Scan Micrometer | | | | <ul style="list-style-type: none"> ✓ Diameter | |
| Post-wound Form Tester MDH-25M | | | | <ul style="list-style-type: none"> ✓ Diameter | |





Coordinate Measuring Machines




Vision Measuring Systems




Form Measurement




Optical Measuring



Sensor Systems

Test Equipment
and Seismometers


Digital Scale and DRO Systems

Small Tool Instruments
and Data Management

Whatever your challenges are, Mitutoyo supports you from start to finish.

Mitutoyo is not only a manufacturer of top-quality measuring products but one that also offers qualified support for the lifetime of the equipment backed up by comprehensive services, ensuring your staff can make the very best use of the investment.

Apart from the basics of calibration and repair, Mitutoyo offers product and metrology training, as well as IT support for the sophisticated software used in modern measuring technology. We can also design, build, test, and deliver bespoke measuring solutions and even, if deemed cost-effective, take your critical measurement challenges in-house on a sub-contract basis.



Find additional product literature and our complete catalog here.

www.mitutoyo.eu

Note: Product illustrations are without obligation. Product descriptions, in particular all technical specifications, are only binding when explicitly agreed upon. MITUTOYO and MICAT are either registered trademarks or trademarks of Mitutoyo Corp. in Japan and/or other countries/regions. Other product, company, and brand names mentioned herein are for identification purposes only and may be the trademarks of their respective holders.

Mitutoyo

Mitutoyo Europe GmbH

Borsigstraße 8-10
41469 Neuss

Tel. +49 (0) 2137-102-0

info@mitutoyo.eu
www.mitutoyo.eu